

Scaled data based on original data using
LM-79-08 Approved Method: Electrical and Photometric Measurements of Solid-
State Lighting Products

Test Report Prepared for
Cooper Lighting Solutions
(formerly Eaton)

Brand: INVUE

Report Number: P368491

Luminaire Tested: **MSA-SA4C-740-U-5MQ**

Issue Date: 12/2/2019

Test Information

Test Method: LM-79-08
Report Number: P368491
TEST IS SCALED FROM IESNA LM-79-08 TEST DATA (G2-1910-543-6)
Test Lab: INNOVATION CENTER
Issue Date: 12/2/2019
Manufacturer: COOPER LIGHTING SOLUTIONS (FORMERLY EATON)
Product Line: INVUE
Catalog Number: MSA-SA4C-740-U-5MQ
Description: MESA POST TOP DECORATIVE LUMINAIRE. (4) LIGHTSQUARES WITH 16 LEDS EACH AND TYPE V MEDIUM OPTICS.
Light Source: -
Ballast/Driver: ELECTRONIC DRIVER

Summary

Lumens per Lamp: N/A
Luminaire Lumens: 25917 lumens
Efficiency: N/A
Efficacy: 115.2 lumens/watt
Luminous Opening: Rectangular (W 1' x L: 1' x H: 0')
IES Classification: Type V - Short
BUG Rating: B5 - U0 - G3

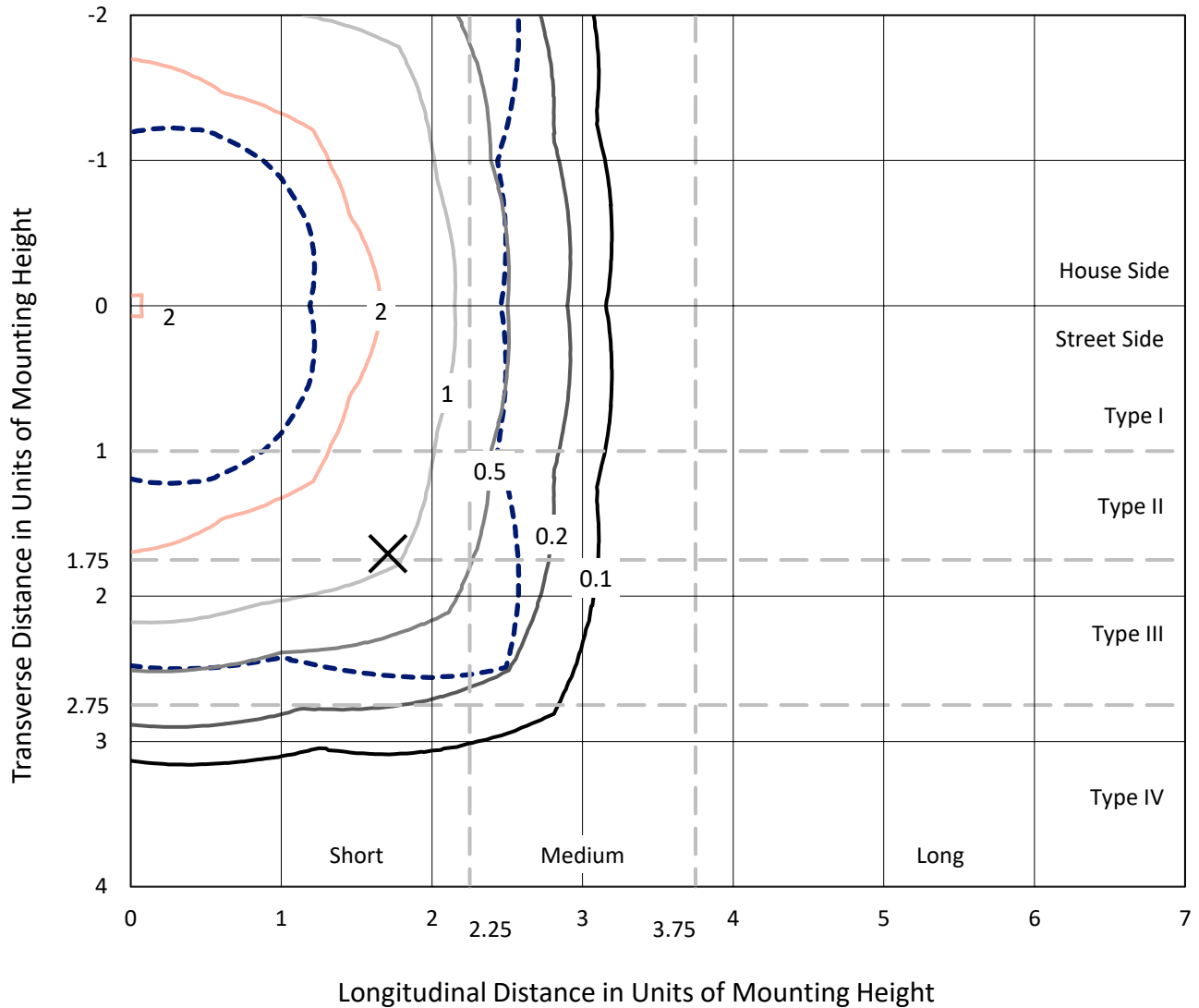
Input Watts (W): 225
Input Voltage (V): NR
Input Current (Ain): NR
Voltage Rise (V): NR
Power Factor: NR
Total Harmonic Distortion (THDi): NR
Frequency (hertz): 60
Stabilization Time: NR
Operation Time: NR
Ambient Temperature (°C): NR
Test Distance: 24 FT



REPORT NUMBER: P368491
 CATALOG NUMBER: MSA-SA4C-740-U-5MQ

Iso-Footcandle Lines of Horizontal Illumination

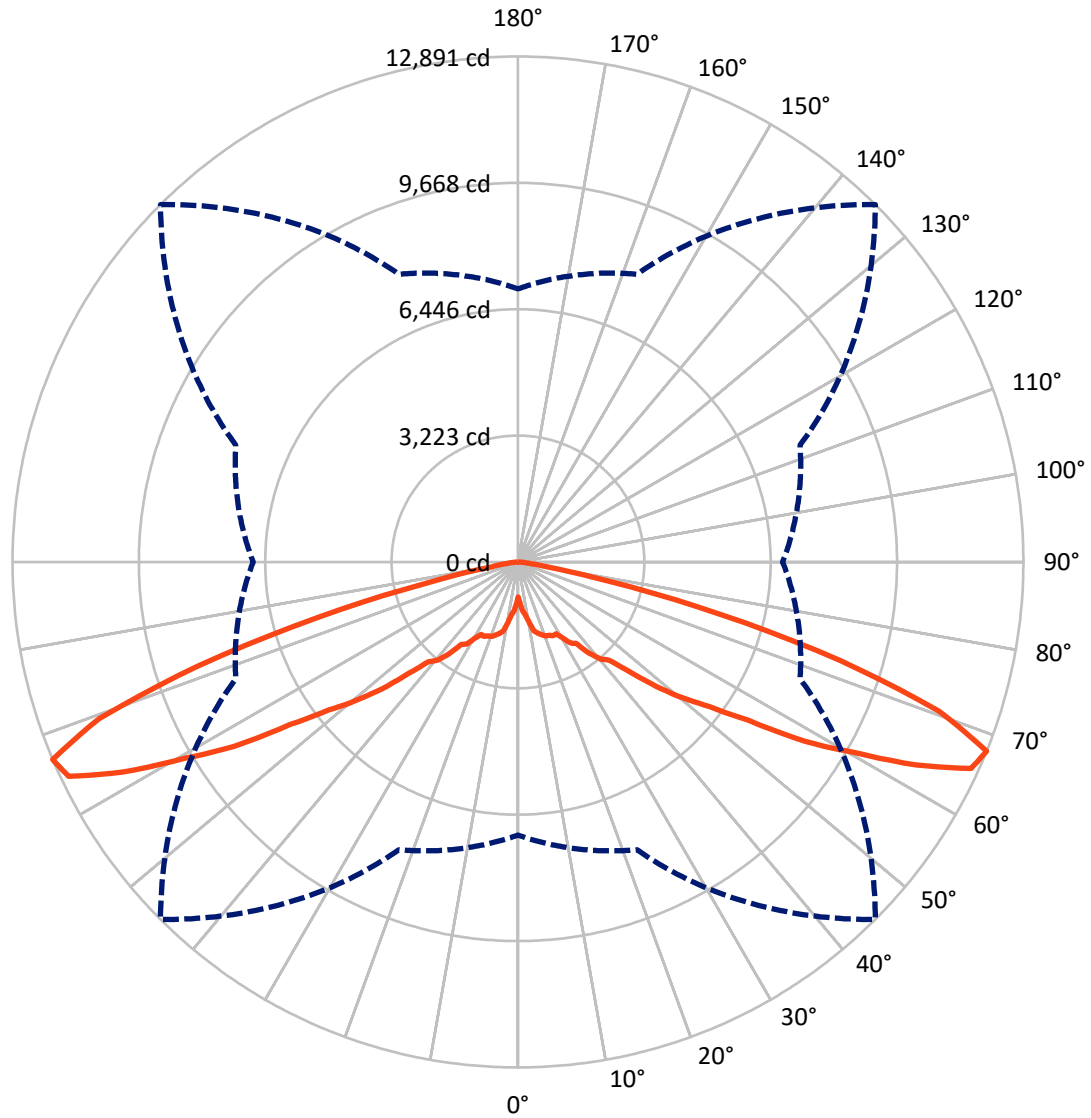
× Max cd
 - - - 1/2 Max cd



Based on 25 foot mounting height. Maximum calculated value = 3 fc
 Type V - Short - N/A

REPORT NUMBER: P368491
CATALOG NUMBER: MSA-SA4C-740-U-5MQ

Luminous Intensity Polar Plot



— Vertical Plane Through 45-Deg Lateral - - - Horizontal Cone Through 67.5-Deg Vertical

REPORT NUMBER: P368491
 CATALOG NUMBER: MSA-SA4C-740-U-5MQ

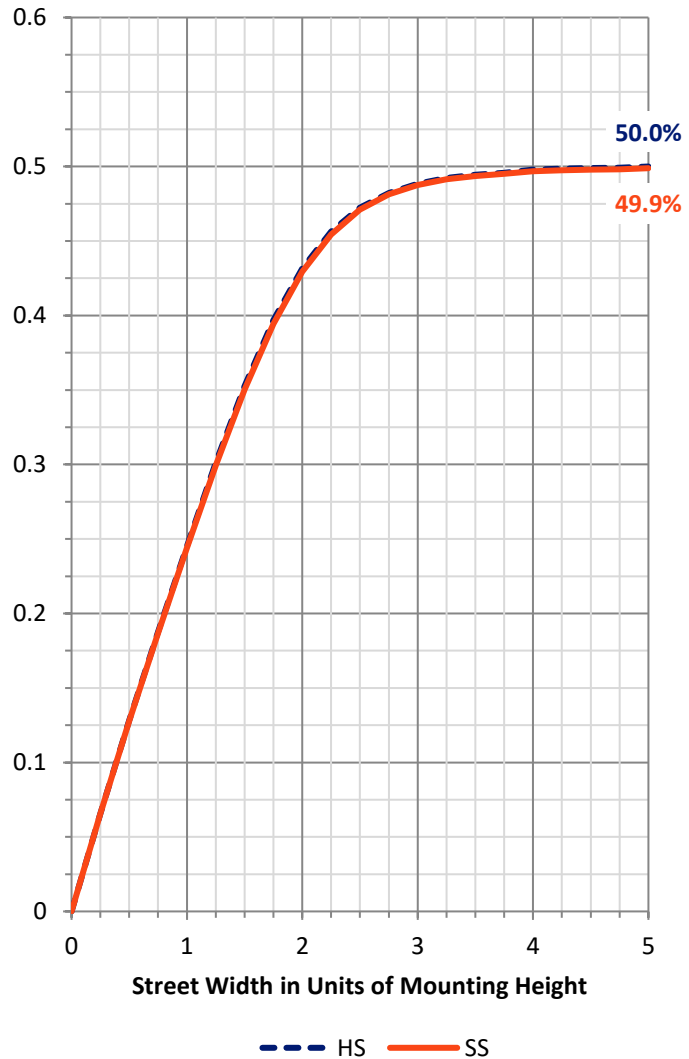
FLUX DISTRIBUTION:

		Downward	Upward	Total
House Side	Lumens	12958.5	0.0	12958.5
	% Fixture	50.0	0.0	50.0
Street Side	Lumens	12958.5	0.0	12958.5
	% Fixture	50.0	0.0	50.0
Total	Lumens	25917.0	0.0	25917.0
	% Fixture	100.0	0.0	100.0

ZONAL LUMENS:

Zone	Lumens	% Fixture
0°-10°	132.4	0.5
10°-20°	523.7	2.0
20°-30°	999.1	3.9
30°-40°	1826.7	7.0
40°-50°	3541.8	13.7
50°-60°	6763.7	26.1
60°-70°	9138.5	35.3
70°-80°	2838.1	11.0
80°-90°	152.9	0.6
90°-100°	0.0	0.0
100°-110°	0.0	0.0
110°-120°	0.0	0.0
120°-130°	0.0	0.0
130°-140°	0.0	0.0
140°-150°	0.0	0.0
150°-160°	0.0	0.0
160°-170°	0.0	0.0
170°-180°	0.0	0.0
0°-90°	25917.0	100.0
0°-180°	25917.0	100.0

Coefficient of Utilization



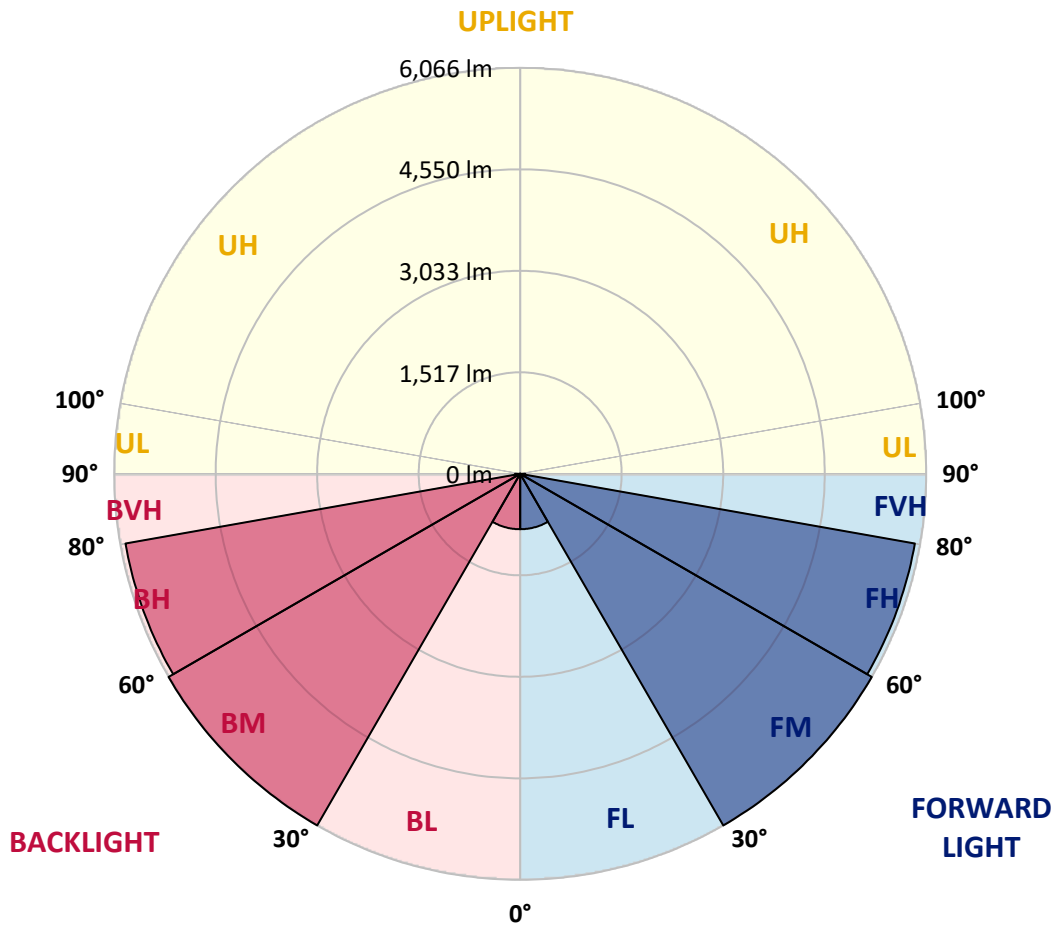
REPORT NUMBER: P368491
 CATALOG NUMBER: MSA-SA4C-740-U-5MQ

LUMINAIRE CLASSIFICATION SYSTEM LUMEN TABLE AND BUG RATING:

Zone	Lumens	% Fixture	Zone Rating/Lumen Limit		
			B	U	G
FL (0°-30°)	827.6	3.2			
FM (30°-60°)	6066.1	23.4			
FH (60°-80°)	5988.3	23.1			G3/7500
FVH (80°-90°)	76.5	0.3			G1/100
BL (0°-30°)	827.6	3.2	B2/1000		
BM (30°-60°)	6066.1	23.4	B4/8500		
BH (60°-80°)	5988.3	23.1	B5		G3/7500
BVH (80°-90°)	76.5	0.3			G1/100
UL (90°-100°)	0.0	0.0		U0/0	
UH (100°-180°)	0.0	0.0		U0/0	

BUG Rating: B5-U0-G3

Type V Short





REPORT NUMBER: P368491

CATALOG NUMBER: MSA-SA4C-740-U-5MQ

CANDELA DISTRIBUTION (FULL):

	0°	22.5°	45°	67.5°	90°
0°	888.1	888.1	888.1	888.1	888.1
2.5°	1093.4	1023.3	1055.3	1023.3	1093.4
5°	1389.7	1316.6	1252.6	1298.6	1393.7
7.5°	1597.0	1487.9	1352.7	1475.8	1588.0
10°	1632.0	1571.0	1565.0	1564.0	1628.0
12.5°	1763.2	1722.2	1804.3	1726.2	1767.2
15°	1865.3	1842.3	1879.4	1871.3	1869.3
17.5°	2023.5	1867.3	1951.4	1858.3	2018.5
20°	2093.6	1872.3	2013.5	1861.3	2092.6
22.5°	2179.7	1990.5	2032.5	1995.5	2171.7
25°	2228.8	2066.6	2081.6	2068.6	2229.8
27.5°	2430.0	2234.8	2074.6	2261.8	2467.1
30°	2583.2	2343.9	2238.8	2346.9	2602.3
32.5°	2804.5	2507.1	2466.1	2547.2	2839.6
35°	3078.9	2781.5	2551.2	2782.5	3136.9
37.5°	3616.5	3030.8	2949.7	3118.9	3656.6
40°	3996.0	3424.3	3251.1	3487.4	4061.1
42.5°	4578.7	3865.8	3426.3	3897.9	4678.9
45°	5121.4	4401.5	3985.0	4438.6	5194.5
47.5°	5695.1	4893.1	4736.9	4939.2	5749.2
50°	6373.0	5559.0	5449.8	5611.0	6396.0
52.5°	7173.0	6450.1	6127.7	6480.1	7181.0
55°	8123.2	7198.0	7125.9	7280.1	8135.2
57.5°	9052.3	8167.2	8629.8	8176.2	8891.1
60°	9715.2	9060.3	9866.3	8830.1	9357.7
62.5°	9757.2	9722.2	11406.3	9331.7	9257.6
65°	8848.1	9454.8	12695.9	9149.5	8403.5
67.5°	6964.7	7942.9	12891.1	7788.7	6751.5
70°	4376.5	5499.9	11396.3	5711.1	4500.6
72.5°	2018.5	2963.7	8581.7	3336.2	2133.7
75°	722.9	1134.4	5294.6	1218.5	755.9
77.5°	410.5	459.6	2339.9	461.6	424.5
80°	264.3	286.4	675.8	302.4	257.3
82.5°	150.2	200.3	296.4	212.3	138.2
85°	81.1	127.2	131.2	130.2	81.1
87.5°	29.0	50.1	29.0	57.1	27.0
90°	0.0	0.0	0.0	0.0	0.0

(END OF REPORT)